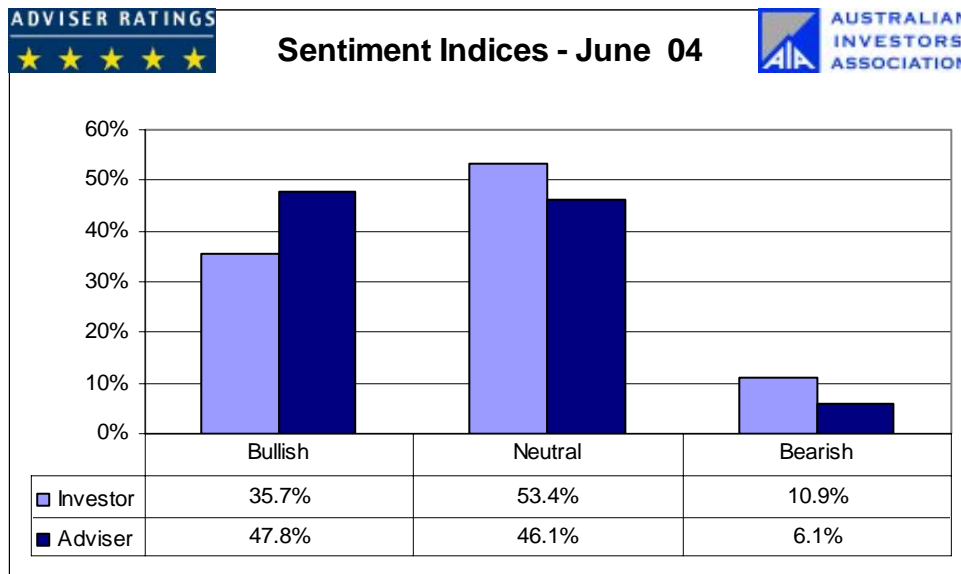


Australian Investors Association and Adviser Ratings

INVESTMENT SENTIMENT INDICES – JUNE 2004 HAS THE TIDE TURNED?

Bullish sentiment has been falling since October 2003 for both investors and their financial advisers suggesting that enthusiasm for shares as an investment is waning. The fall in positive sentiment for shares as an investment has coincided with the exceptional high prices that have been recorded in the housing and investment property sector over the same period.

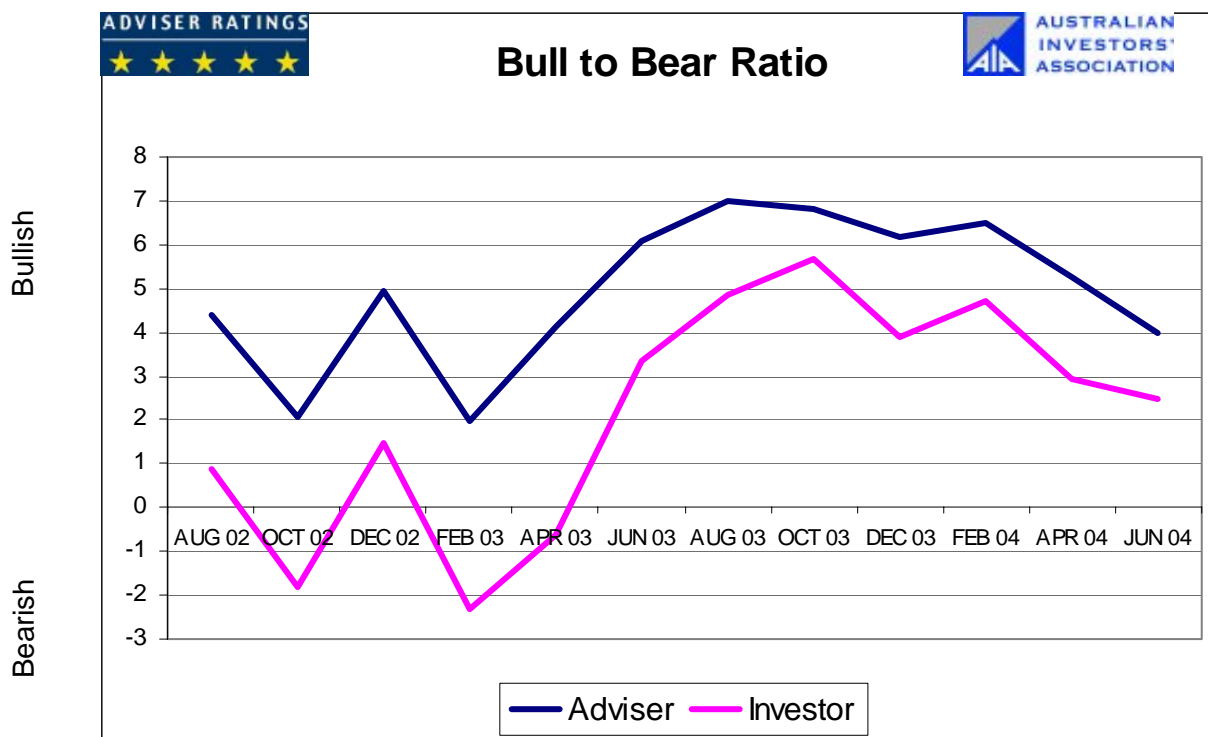
However the bulls still outnumber the bears by 3 to 1 in the case of investors and 6 to 1 in the case of financial advisers. This means that there is still an overall positive view that the sharemarket will increase in value in the next six months. But there has been a significant increase in the number of investors and advisers who are taking a neutral or fence sitting view and for both investors and advisers this is the largest group.



MORE...

Respondents are asked to indicate in which direction they expect the share market to move in the next six months. The results for this edition of the survey show a fall in positive sentiment (bullish).

For both investors and advisers the increase in those with a neutral view i.e. neither bullish nor bearish in the June survey is noteworthy. This indicates that many respondents do not have a strong view either way and it will be interesting to see which side of the fence these people fall in the coming surveys.



Charts showing the trend in both Investor and adviser sentiment since the survey began follow. The Investment Sentiment Surveys have been operational since July 2002 and are proving to be of significant interest to the financial services industry, the public, and the media. The unique feature of the surveys is the comparison of Investors sentiments with their Advisers Sentiment. **The Australian Investors Association** is an independent not for profit association that provides independent investment education for members and represents the interests of individual investors to government and the financial services industry. www.investors.asn.au **Adviser Ratings** provides independent Ratings of Financial Planners to assist investors in choosing a Financial Planner. www.adviserratings.com.au

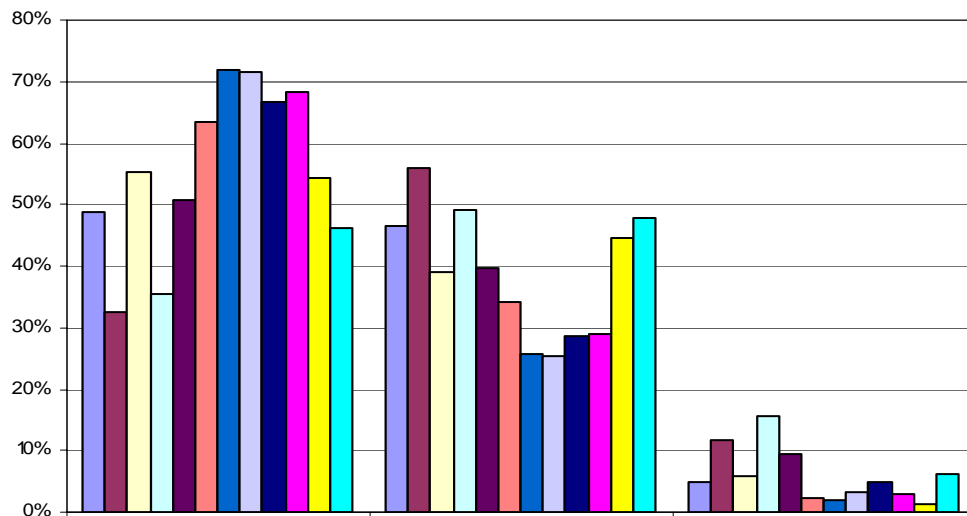
CONTACTS

Bob Andrew (07) 3892 5529
 President: Australian Investors' Association

David Child (07) 3374 1175
 CEO Adviser Ratings 0407 035 823

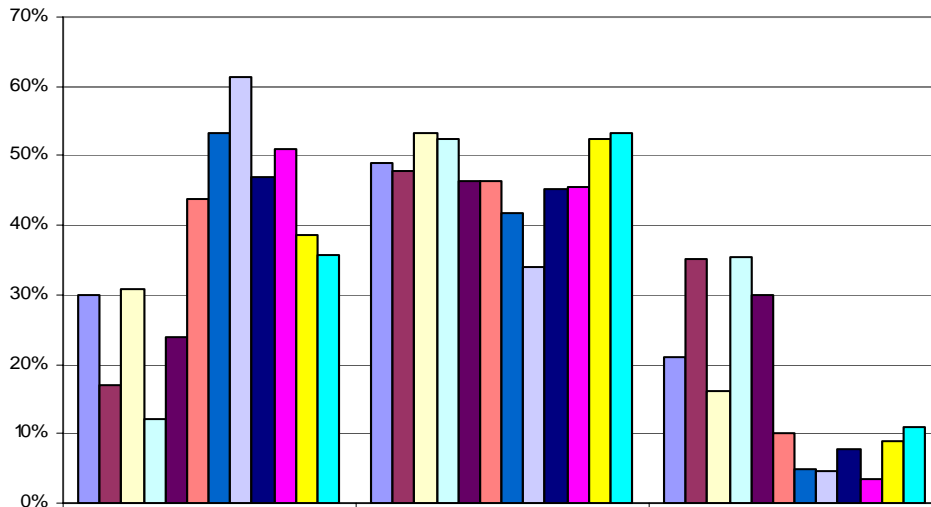
MORE...

Adviser Sentiment Index



| | Bullish | Neutral | Bearish |
|----------|---------|---------|---------|
| ■ AUG 02 | 48.8% | 46.4% | 4.8% |
| ■ OCT 02 | 32.4% | 55.8% | 11.8% |
| ■ DEC 02 | 55.3% | 39.0% | 5.7% |
| ■ FEB 03 | 35.4% | 49.1% | 15.6% |
| ■ APR 03 | 50.8% | 39.8% | 9.4% |
| ■ JUN 03 | 63.5% | 34.1% | 2.4% |
| ■ AUG 03 | 71.8% | 25.8% | 1.8% |
| ■ OCT 03 | 71.5% | 25.3% | 3.2% |
| ■ DEC 03 | 66.7% | 28.6% | 4.8% |
| ■ FEB 04 | 68.2% | 28.9% | 2.9% |
| ■ APR 04 | 54.3% | 44.4% | 1.3% |
| ■ JUN 04 | 46.1% | 47.8% | 6.1% |

Investor Sentiment Index



| | Bullish | Neutral | Bearish |
|----------|---------|---------|---------|
| ■ AUG 02 | 30.0% | 48.9% | 21.1% |
| ■ OCT 02 | 17.1% | 47.7% | 35.2% |
| ■ DEC 02 | 30.7% | 53.3% | 16.0% |
| ■ FEB 03 | 12.1% | 52.5% | 35.5% |
| ■ APR 03 | 23.8% | 46.3% | 29.9% |
| ■ JUN 03 | 43.7% | 46.3% | 10.0% |
| ■ AUG 03 | 53.4% | 41.8% | 4.8% |
| ■ OCT 03 | 61.3% | 34.1% | 4.6% |
| ■ DEC 03 | 46.9% | 45.3% | 7.8% |
| ■ FEB 04 | 50.9% | 45.5% | 3.6% |
| ■ APR 04 | 38.6% | 52.5% | 8.9% |
| ■ JUN 04 | 35.7% | 53.4% | 10.9% |